

BIRTHMARK


CRAFTED FOR LIVING.

The Winter Edit
AW'26



Bedroom

Refined structure. Balanced proportions. Deep rest. Where texture replaces noise. Layered neutrals in grey, cream, coffee and caramel tones. A sanctuary shaped by curves and calm.



Low, grounded silhouettes for a slower start. Clean lines that redefine simplicity. Warm tobacco tones meet sun-kissed fabrics. Tailored upholstery and plush textures, effortlessly done.

Maximum focal points or minimal refinement. Earth tones that cocoon, not close in. A palette that whispers: sand, oat, clay. Fluid lines for open-plan flow, designed for conversation and connection. Quiet luxury, lived in.



Living Room

Where comfort takes centre stage.
Modular moments made for a life that moves.
Sculptural designer sofas in softened forms.
Quiet chocolate hues, elevated with deep blues, butterscotch and vintage browns — rich, yet relaxed.

Statement pieces that don't shout.
Curves that invite; lines that anchor.

Deep seats that invite you to sink in. Plush fabrics that demand to be felt. A space that flows as you do. Texture on texture — bouclé, wood, tobacco-coloured leathers. Layered softness in motion. Grounded palettes, elevated finishes.

Light, lifted and architectural. Designed for gathering, styled for living.



Home Décor & Accents

The details that define the room. Layered lightly, not cluttered. Organic shapes, imperfectly perfect. Candles that evoke emotion. Blankets that envelope you. Deep buttons that create dramatic depth. Tone-on-tone, texture on texture, with moments of contrast. Earthy tones of clay, smoke coffee — nature, refined.

Objects that feel curated, not placed. Architectural pieces that bring structure. Tactile finishes that invite touch. Understated pieces, undeniable presence. A home that feels as good as it looks.

BIRTHMARK

CRAFTED FOR LIVING.

Sofa Guide

Designed to Last, Made to Be Lived In





Classic Style

Traditional couches are distinguished by their ornate detailing, rich fabrics, and considered craftsmanship. Designed to bring a sense of refinement and quiet luxury into your home, these pieces elevate more formal spaces such as grand living rooms or private studies.

For layered, sophisticated, and timeless interiors, this silhouette makes a statement that never goes out of style.

Styles:

The Hampton | The Boston Modular
| The Weston | The Riva Modular
| The Milano




Contemporary Style

Contemporary couches are crafted for the way you live today where comfort, style and modern style live in harmony. Defined by soft lines and plush seating, these pieces invite you to truly relax while still feeling refined.

Perfect for family rooms and easygoing living spaces, this silhouette evolves effortlessly with trends for homes that prioritise comfort and a clean, contemporary look.

Styles:

The Santino Bubble Corner | The Monaco Curve
| The Montaro Modular | The Hampton Slipcover
| The Luna



Choosing the Right Size

Proportion Creates Harmony

Selecting the right couch size is essential to creating a space that feels both functional and beautifully balanced. A piece that's too large can overwhelm a room, while one that's too small may not serve its purpose.

For optimal flow, allow 76–92 cm between your couch and surrounding furniture, and 7–13 cm between the couch and the wall. As a general guide, your couch should span around half the length of the wall it sits against, allowing space for side tables, plants and little details. For a fuller, more anchored look, two-thirds is best.

If you're designing a custom piece, every dimension can be tailored to suit your space perfectly ensuring that proportions feel intentional, comfortable, and considered.

Couch Fabric

The upholstery you choose shapes not only the look of your couch, but how it lives with you over time. Its comfort, its durability, and its character.

Lifestyle Considerations

Your daily life should guide your fabric choice. In high-traffic spaces or if you're a family with kids (including furry four-legged family members), durable, stain-resistant, and easy-care fabrics offer peace of mind. In more formal or seldom-used rooms, you have the freedom to explore more delicate, luxurious finishes that allow you to prioritise style and a decorative feel.


At Birthmark Furniture, our curated fabric selection includes leather, fully upholstered fabric, performance fabrics, some with Fabricguard® Technology and slipcovers. Each is chosen to meet different lifestyles and design preferences.




Cotton



Linen



Leather Upholstery



Upholstered Fabric

Upholstered Fabric

Fabric upholstery allows for greater personal expression, with a wide selection of colours, textures, and patterns.

Higher thread counts indicate a tighter weave, enhancing durability and ensuring your couch maintains its beauty over the years with everyday use. Many of our fabrics are treated for improved stain resistance so your piece remains as practical as it is beautiful.

Leather Upholstery

Leather offers a timeless combination of strength, elegance, and ease of care. Its natural grain and markings ensure every piece is uniquely yours.

Over time, leather develops a rich patina, gaining character with every use, while remaining exceptionally durable. Naturally hypoallergenic, it's a thoughtful choice for homes with sensitivities.



Slip Covers

Slipcovers offer a relaxed, practical approach to upholstery without compromising on style. Easily removable and washable, they make everyday living simpler, especially in homes with children, pets, or a vibrant pace of life. They also allow you to refresh your space with ease, offering a cost-effective way to update your look whenever inspiration strikes.



Caring for Your Couch

1. Regular Cleaning

Maintain your couch by brushing away dust and vacuuming with a soft brush attachment. For high-pile fabrics, brush in the direction of the pile to keep the finish smooth.

2. Spot Cleaning

Clean spills immediately with clean water or a water-based cleaner. Always test on an inconspicuous area first to ensure compatibility with your fabric. Avoid hard brushing and harsh chemicals.

3. Professional Care

For stubborn stains or larger spills, professional cleaning is recommended.

4. Cushion Care

Fluff, rotate, and turn cushions regularly to maintain shape and even wear. Avoid washing cushion covers.

5. Protect from Sunlight

To prevent fading and preserve colour and texture, position your couch away from direct sunlight and excessive heat.

BIRTHMARK

CRAFTED FOR LIVING.

Material Guide

General Product Care



General Product Care

To love is to care. Over time, furniture does experience wear and tear. Whether a dining table or décor, each requires care and maintenance based on the type of material it's made of. Thoughtful care preserves the beauty, comfort, and integrity of your furniture — ensuring each piece can be enjoyed for years to come. Use our guide to keep your investment beautiful, year after year.



Fabric Care

- Vacuum weekly using a soft brush attachment
- Rotate and fluff cushions regularly
- Avoid direct sunlight exposure
- Do not steam clean unless professionally recommended
- Avoid cleaning isolated spots independently
- Normal cushion softening and minor pilling during early use are not defects.



Leather Care

Natural leather may display:


- Grain variations
- Wrinkling
- Shade differences
- Natural markings

These characteristics are not defects and contribute to the uniqueness of the material.

Care instructions:

- Keep away from direct sunlight
- Maintain distance from heat sources
- Condition leather twice yearly
- Avoid excessive moisture
- Use approved leather care products only

Wood, Marble & Hard Surface Care



Wood

- Maintain stable indoor humidity
- Use coasters and place mats
- Avoid excess water and harsh chemicals
- Minor expansion or contraction is natural



Marble & Stone

- Seal surfaces twice yearly
- Avoid acidic cleaners
- Clean spills immediately



Tempered Glass

- Avoid edge impacts
- Avoid thermal shock
- Discontinue use if chipped



Powder-Coated and Metal Surfaces

- Clean using mild soap
- Avoid abrasive chemicals
- Protect from coastal corrosion unless rated